

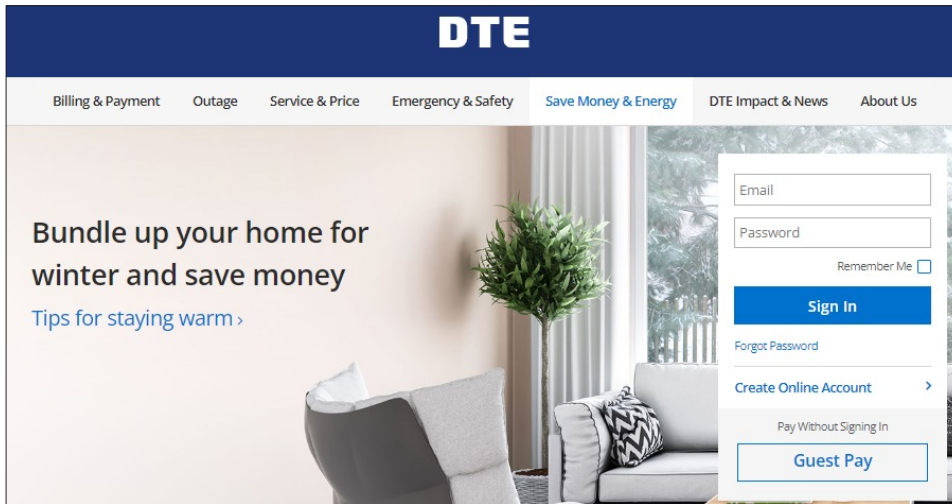
# Interconnection Portal Job Aid

RESIDENTIAL CUSTOMERS

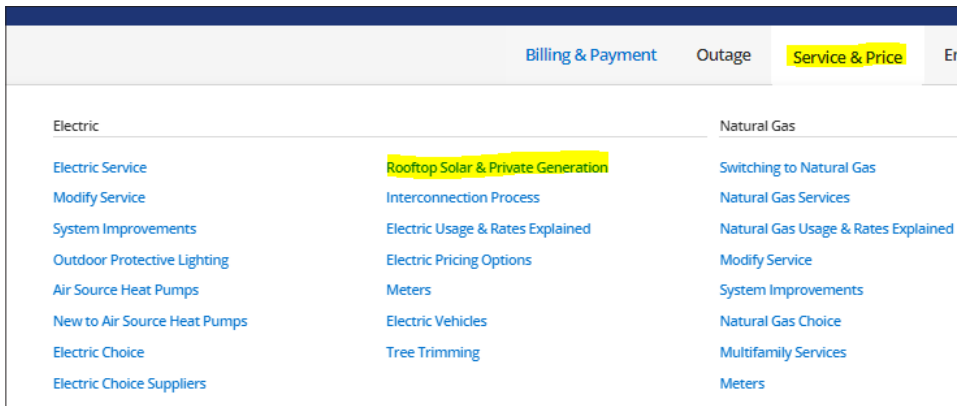


## 1. Apply Myself

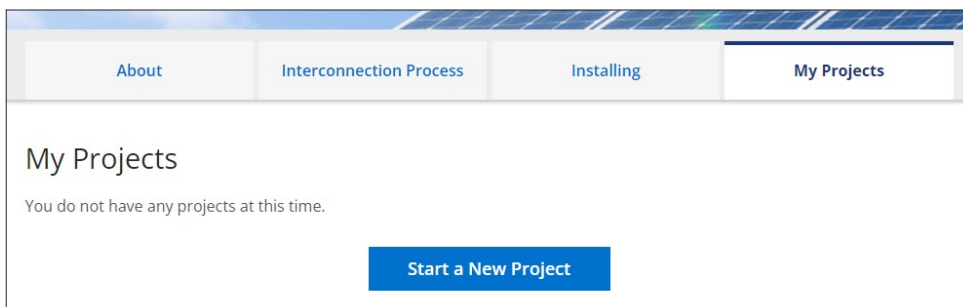
a. Navigate to the **DTE website** and log in.



b. Upon logging in, you will see information regarding your bill. Now navigate to **Rooftop Solar and Private Generation**. This can be reached by clicking on **Service & Price** and then on **Rooftop Solar and Private Generation**.



c. Click on the **My Projects** tab and then the **Start a New Project** button.



d. Select the desired installation.

Start a New Project

Step 1 of 2: Choose an Account

[< Back to My Projects](#)

Account No:  
[REDACTED]

Address:  
[REDACTED]

Meter:  
[REDACTED]

Rate:  
Electric Residential Full Service - D1

[Authorize Installer](#) [Apply Myself](#)

e. For applying by yourself, click the **Apply Myself** button.

## 2. Authorize an Installer

a. Navigate to the **DTE website** and log in.

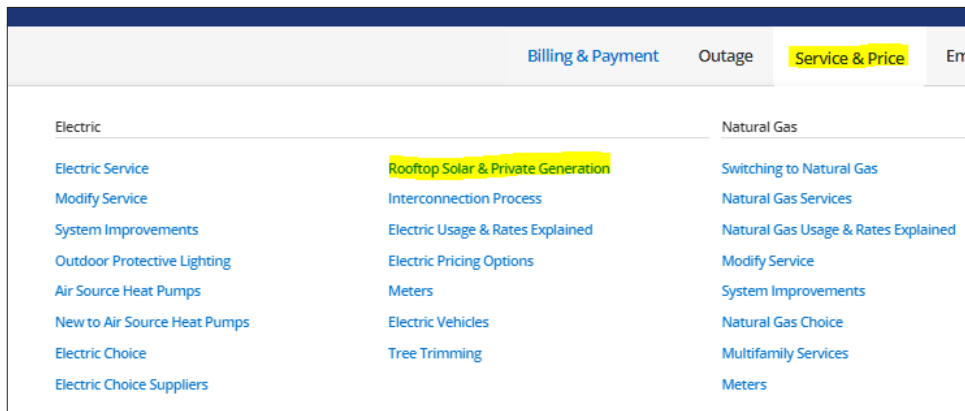
DTE

Billing & Payment Outage Service & Price Emergency & Safety **Save Money & Energy** DTE Impact & News About Us

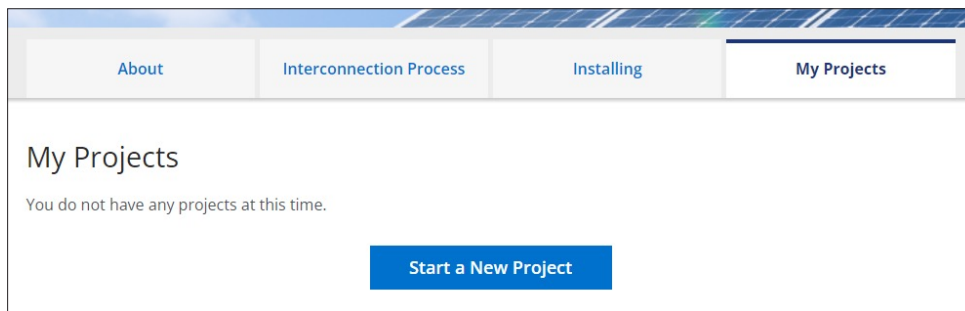
Bundle up your home for winter and save money  
[Tips for staying warm >](#)

Email  
Password  
Remember Me   
[Sign In](#)  
[Forgot Password](#)  
[Create Online Account >](#)  
Pay Without Signing In  
[Guest Pay](#)

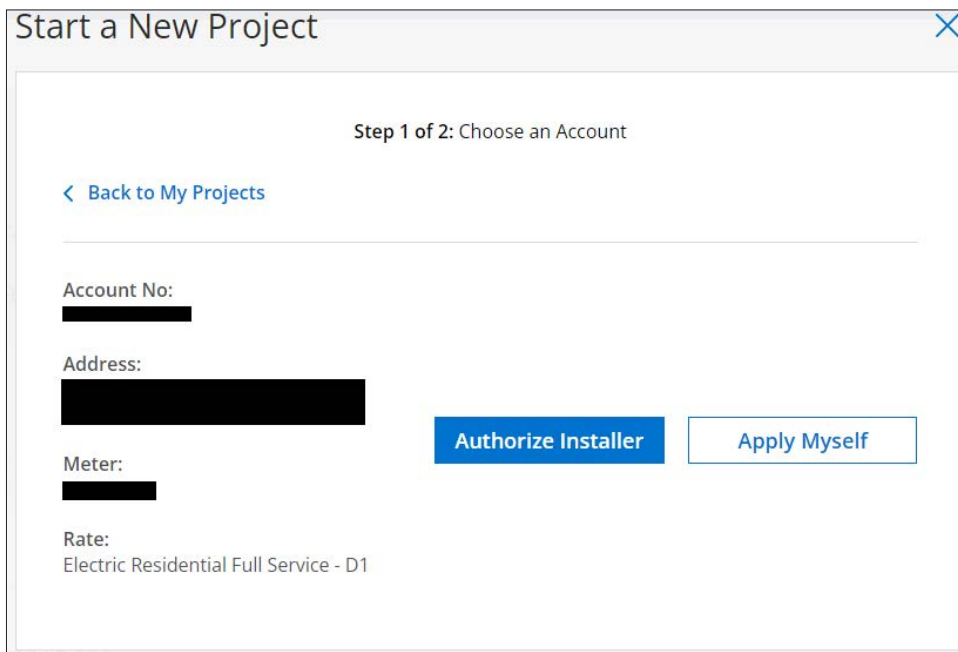
b. Upon logging in, you will see information regarding your bill. Now navigate to **Rooftop Solar and Private Generation**. This can be reached by clicking on **Service & Price** and then on **Rooftop Solar and Private Generation**.



c. Click on the **My Projects** tab and then the **Start a New Project** button.



d. Select the desired installation.



e. For authorizing an installer, click the **Authorize Installer** button.

f. In the drop-down menu of installers, find your desired installer and click **Submit**.

Authorize an Installer to Apply For Me

Step 2 of 2: Choose an Installer for

[Redacted]

[← Back to My Projects](#)

By clicking Submit, you authorize LLC ATG to share your information with the installer (such as account and meter numbers, contact information, and service address).

\* List of Installers

LLC ATG

Submit

g. The selected installer will receive your notification and can then begin the application on your behalf from their dashboard.